

TRANSPORT & STORAGE

for falling film chiller

Model Riple plate FR3



- [Product Check list](#)
- [Rigging & Assembly Instruction](#)
- [Storage](#)

1. Inspecting products before lifting or moving

When delivering products to the installation area Please check the product list completely. Quantity and complete condition of products. Especially damage that can occur from moving or transporting. If abnormalities such as dents, cracks, breaks, or leaks are found that cause damage to the machinery Please record the damage. Take pictures of damaged traces. Condition of the damage which may be provided as evidence and notified to the company for action.

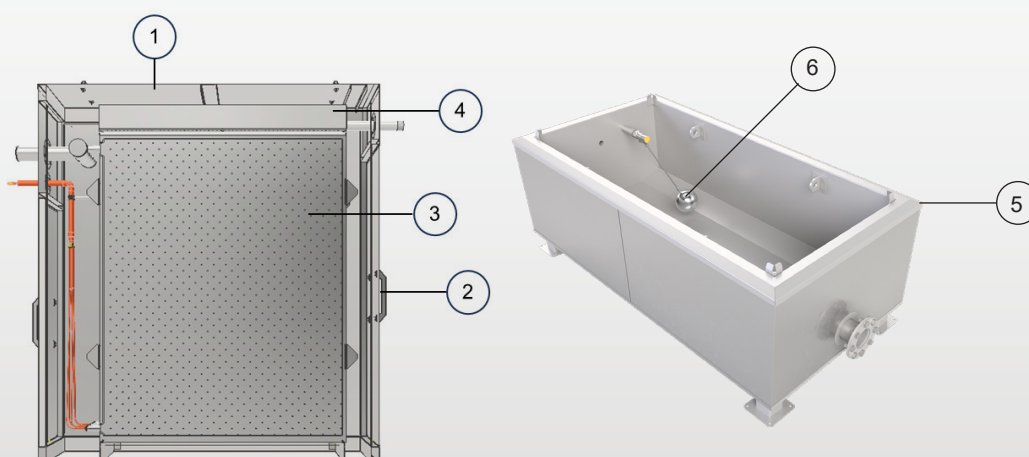
Safety Precaution

- Read the installation manual carefully before installing the water cooler. And follow the instructions for installing the falling film chiller and it should be installed by a skilled installer or service technicians with expertise only.
- The refrigerant used must match that specified on the machine's name plate. Do not use any refrigerant different from what was specified.

Standard equipment checklist

List	Description	FR3-1	FR3-2	FR3-3	FR3-4	FR3-5
1	Top cover	1	1	2	2	2
2	Side cover	4	4	4	4	4
3	Evaporating plate	**	**	**	**	**
4	Tray water	1	1	1	1	1

Note. **: The number of sheets depends on the model

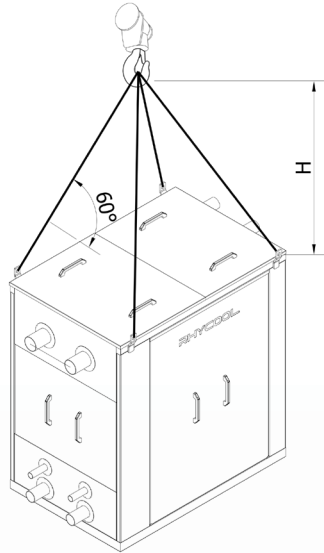


Standard equipment checklist (Option)

List	Description	FR3-1	FR3-2	FR3-3	FR3-4	FR3-5
5	Lower sump tank	1	1	1	1	1
6	Floating ball valve	1	1	1	1	1

2. Lifting recommendations

Lifting Falling film chiller which is a heavy equipment and ensures the safety of the product and the operator. Therefore, the lifting distance of each model has been determined according to Table.




Model	H : Min. Length (m)
FR3-1	1.5
FR3-2	1.5
FR3-3	1.5
FR3-4	1.5
FR3-5	2.0

Fastening and transport

Before lifting the machine should check the position of lifting the product. The position of lifting the product is as shown in the picture.



şU : Falling film chiller



şU : Water sump tank (Additional)

3. Product storage

When the machine is delivered to the installation area, but the product has not yet been put into use. It is necessary to store the product. Consider an area that is strong and able to support the weight of the product, a clean area with easy ventilation, no rain, dampness, standing water, and near chemical sources. near the seacoast.

“Do not cover the machine for a long time because it will cause moisture to build up inside the machine, which may cause rust.”

RHYCOOL

TRANSPORT & STORAGE for falling film chiller

Model Riple plate FR3

HEATAWAY CO., LTD.

135 Moo 7 Khlong Preng Subdistrict
Mueang Chachoengsao district Chachoengsao 24000

Tel. +66(0) 38-088708
Email : sales@rhycool.com

www.rhycool.com